


Student iPad Getting Started Guide

Welcome to Your NLSD Student iPad

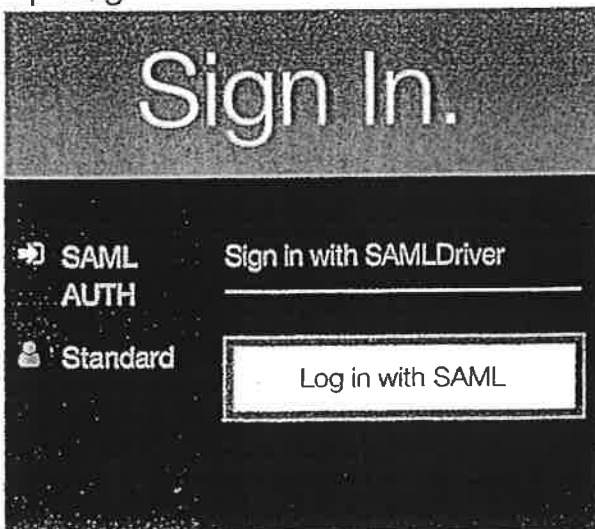
1. Turn on your iPad by pressing the Top Button



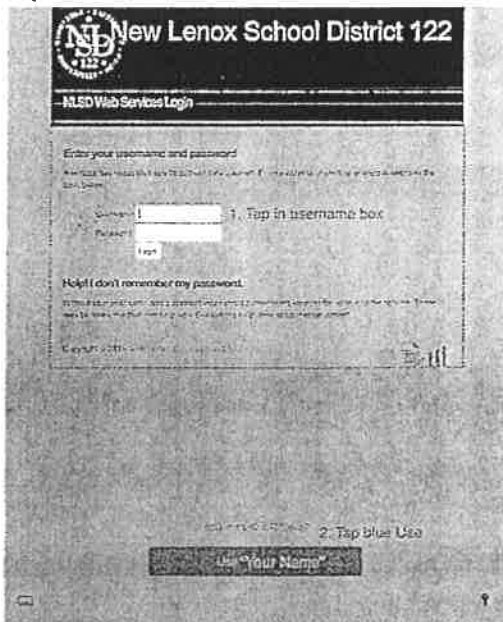
2. To get to your account for all programs, curriculum, and apps, go to the NLSD Student Technology Portal SingleSignOn app



3. Tap Login with SAML




4. Authenticate
 - a. Tap in the username box
 - b. Tap "Use 'Your Name'" in blue



Note - If your information is not saved:
 Username - 122FIRSTLAST (all caps)
 Password - nlsd##### (##### is student ID)

5. All curriculum, apps, and subscriptions are on the Student Technology Portal



Need Help - Email the NLSD Tech Support at tech-help@nlsd122.org or your child's homeroom teacher