

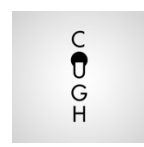

Name#: _____

Block: _____

VISUALIZE WORDLY WISE-REG

Your challenge: To see letters beyond their dull, practical functionality and visualize the meaning of a word, using only graphic elements of the letters forming the word, without adding any outside parts.

Examples:



Directions: You are to choose 1 word from your Wordly Wise lessons 1-5 wordlist and show the meaning of the word by rewriting the word, but using only graphic elements of the letters forming the words, without adding any outside parts. If the word has more than one meaning, choose only one to use.

In addition, on your final copy you must provide the necessary information relating to the vocabulary word. Use the space below to rough draft your artwork and then on the attached piece of paper, you are to provide a neat and clean final copy that is also colored.

Name#: _____

Block: _____

VISUALIZE WORDLY WISE


Vocabulary Word: _____ (1pt.)

Word Form (n., adj, etc.): _____ (1pt.)

Definition: _____ (1pt.)

Vocabulary word's meaning clearly shown in drawing (10pts.)

Word art creatively and fully colored (2pts.)

A large, empty rectangular box with a thin black border, intended for the student to draw the meaning of the vocabulary word and create word art.