

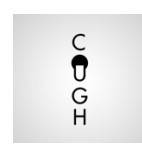
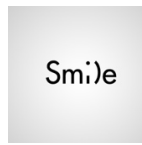

Name#: _____

Block: _____

VISUALIZE WORDLY WISE-ACC

Your challenge: To see letters beyond their dull, practical functionality and visualize the meaning of a word, using only graphic elements of the letters forming the word, without adding any outside parts.

Examples:



Directions: You are to choose 1 word from your Wordly Wise lessons 1-5 wordlist and show the meaning of the word by rewriting the word, but using only graphic elements of the letters forming the words, without adding any outside parts. If the word has more than one meaning, choose only one to use.

In addition, on your final copy you must provide the necessary information relating to the vocabulary word. Use the space below to rough draft your artwork and then on the attached piece of paper, you are to provide a neat and clean final copy that is also colored.

Name#: _____

Block: _____

VISUALIZE WORDLY WISE

Vocabulary Word: _____ (1pt.)

Word Form (n., adj, etc.): _____ (1pt.)

Definition: _____ (1pt.)

Vocabulary word's meaning clearly shown in drawing (7pts.)

Word art creatively and fully colored (2pts.)



Directions: Create three different sentences using the word you chose along with the required context clue.
Highlight your context clue. No highlight = no clue = lost point. For full credit you must use the word and clue correctly and highlight it.

1. Definition Clue (1pt.)

2. Synonym Clue (1pt.)

3. Example Clue (1pt.)
